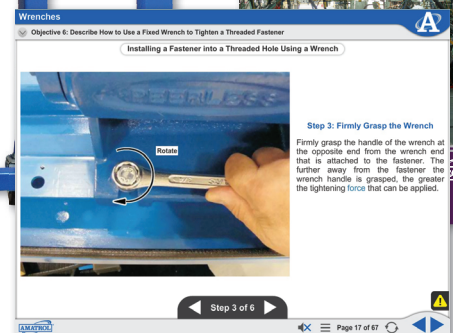



Mechanical Fabrication 1 Learning System

96-MPF1



96-MPF1



Interactive Multimedia Curriculum and Student Reference Guide

Learning Topics:

- Threaded Fasteners
- Bolts
- Washers
- Fixed Wrenches
- Adjustable Wrenches
- Allen Wrenches
- Ratchet Wrenches
- Pneumatic System Fabrication
- Pneumatic Fittings and Tubing
- Screwdrivers

Mechanical fabrication plays an important role in today's economy as the cost to produce goods increases and the profit margins shrink. To stay competitive, companies must manufacture high quality goods. In our information based world, learners increasingly do not have knowledge or skills for mechanical fabrication. Amatrol's Mechanical Fabrication 1 Learning System (96-MPF1) will focus on the proper and safe application of basic hand tools used in assembly.

Mechanical Fabrication 1 includes real-world hand tools and associated components such as screwdrivers, wrenches, sockets for hands-on skill-building. Learners will practice skills like: inspecting and installing a threaded fastener; using fixed, adjustable, Allen, and ratchet wrenches to tighten threaded fasteners; and installing pipe thread and straight thread pneumatic fittings. , This learning system also includes interactive multimedia curriculum, an instructor's assessment guide, an installation guide, and a student reference guide. Amatrol combines equipment, strong print-based curriculum, and interactive multimedia so that learners can study and practice mechanical fabrication skills in the style that they need.



Technical Data

Complete technical specifications available upon request.

Workstation

Construction Panel

Fabrication Parts Kit

- Flat Washers
- Lock Washers
- Hex Nuts
- Head Cap Screws

Mechanical Parts Kit

- Clamp Plate
- Hinge Block
- Fastening Disk
- Notched Disk
- Pneumatic Block
- Handle Plate
- Pressure Gauge
- Teflon Tape
- Bulkhead Bracket
- Pneumatic Cylinder
- Directional Control Valve
- Flow Control Valve
- Rubber Air Hose
- Nylon Tubing
- Polyurethane Tubing

Skill Component Set

- Pan Head Screws
- Flat and Lock Washers
- Hex Nuts
- Bumpers
- Flat Head Screws
- Socket Head Cap Screws

Pneumatic Kit

- Flow Control Standoff
- Directional Control Standoff
- Bulkhead Coupling
- Gaskets
- Barb Fittings
- Adapter Bushing
- Screw and Pipe Plugs
- Ferrule Fittings
- Reducer Bushing

Fabrication Tools Kit

- Offset Wrench
- Combination Wrenches
- Ratchet Wrench
- Sockets
- Adjustable Wrench
- Nut Driver
- Flat Head Screwdriver
- Phillips Screwdriver
- Allen Wrenches
- Hose Fitting Tool
- Hose Cutter
- Wire Brush

Interactive Student Curriculum (M12244)

Instructor's Guide (C12244)

Installation Guide (D12244)

Student Reference Guide (H12244)

Additional Requirements:

Computer, See requirements: <http://www.amatrol.com/support/computer-requirements>

Utilities:

Compressed Air Supply (0.5 CFM @ 100 PSIG)

Practice Industry-Relevant Skills Like Installing a Bulkhead Fitting

Mechanical Fabrication 1 teaches industry-relevant, fundamental skills required for mechanical assembly. Learners will study about the many types of bolts, wrenches and other fittings commonly used in industry and how to properly apply them, as well as pneumatic fabrication fittings. Examples of skills that learners will practice include: installing a ferrule-type fitting onto pneumatic tubing and using flathead and Phillips head screwdrivers to tighten threaded fasteners.

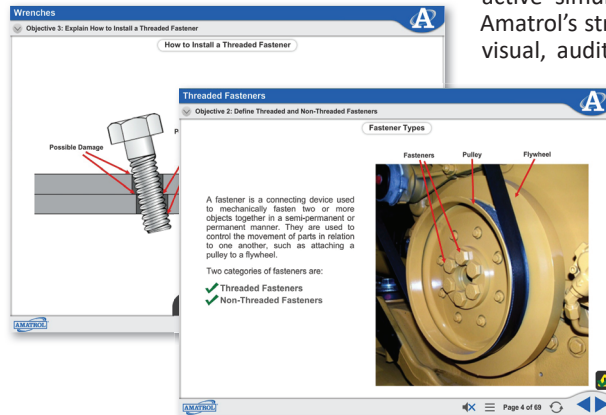


Quick Setup/Cleanup and Easy Inventory

Tools are placed on a steel mounted panel with silk-screened labels and magnetic tool holders to ensure quick, easy setup and cleanup. This learning system helps instructors quickly inventory components and minimize loss and damage of components. Storage bins with lids and dividers help to ensure that all parts and loose accessories are kept organized and contained.

Use Highly Interactive Multimedia Curriculum to Study Topics Like How Pipe Threads are Designated

Mechanical Fabrication 1 includes highly interactive multimedia with both theory and hands-on tutorials consisting of text, videos, stunning 3D animations, online self-review tests, interactive simulations, and easy-to-use navigation. Amatrol's strong interactive multimedia includes visual, auditory, and text based learning styles to reinforce each other in well-organized learning segments. Within this course, learners will study topics like: wrench safety rules, the function of a backup wrench, the sequence used to tighten bolts arranged in a pattern, methods to connect rubber hose to a fitting, and how pneumatic tubing is designated.



Student Reference Guide

A sample copy of the Mechanical Fabrication 1 Student Reference Guide is also included with the system for your evaluation. Sourced from the system's multimedia curriculum, the Student Reference Guide takes the entire series' technical content contained in the learning objectives and combines them into one perfect-bound book. Student Reference Guides supplement this course by providing a condensed, inexpensive reference tool that learners will find invaluable once they finish their training making it the perfect course takeaway.

